

LEGEND

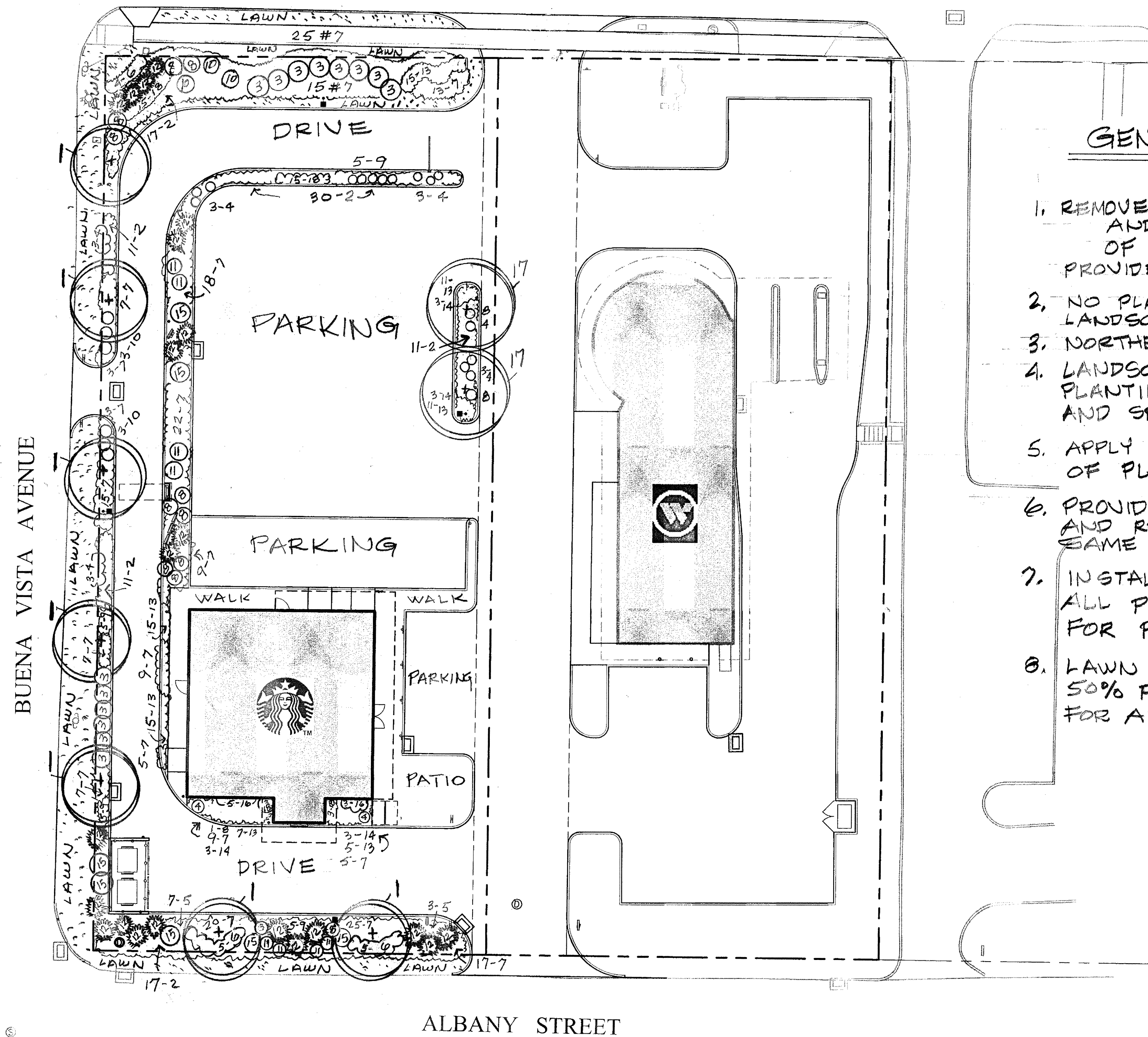
- TALL EVERGREEN TREE
- DECIDUOUS TREE
- SHRUBS & PERENNIALS
- PLANT BEDS - MULCHED
- LAWN AREA

KOURY TERRACE

EAST MAIN STREET - ROUTE 202

PLANT LIST

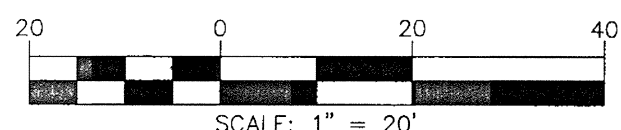
KEY	QUAN.	PLANT NAME	SIZE
1	7	"RED SUNSET" MAPLE - ACER RUBRUM	2 1/2" 7' PLAIN BRANCH
2	87	SARGENT JUNIPER - JUNIP. SARGENTII	3 GAL
3	18	DENSE YEW - TAXUS DENSIFORMIS	5 GAL
4	22	NORTHERN BAYBERRY - MYRICA PENNSYLVANICA	5 GAL
5	10	"MY MONET" DWARF WEIGELA FLORIDA	2 GAL
6	14	MONTAUK DAISY - NIPP. NIPPONICUM	2 GAL
7	220	LILY TURF - LIRIOPI VARIEGATUM	1 GAL
8	11	NEON FLASH SPIREA - SPIREA	3 GAL
9	16	KARLEY ROSE FOUNTAIN GRASS - PENN. KARLEY ROSE	1 GAL
10	9	SPILLED WINE - PURPLE WEIGELA FLORIDA	3 GAL
11	8	P. J. M. RHODO - P.J.M. COMPACTA	5 GAL
12	22	DWARF FASTIGIATA BLUE SPRUCE - PICEA "ISELI" FASTIG.	7' HT
13	84	NEW DIMENSION BLUE SALVIA - SALVIA MEMOROSA	1 GAL
14	40	CONEFLOWER - RUDBECKIA FULGIDA "DREM II"	1 GAL
15	7	MISS KIM LILAC - SYRINGA PATULA "MISS KIM"	5 GAL
16	8	SKY PENCIL JAP. HOLLY - ILEX CORNATA "SKY PENCIL"	3 GAL
17	2	SHADEMASTER LOCUST - GLEDITSIA TRIACANTHUS	2 1/2" 7' PLAIN BRANCH
18	36	KARL KOERSTER FEATHER REED GRASS	2 GAL




GENERAL NOTES:

1. REMOVE ALL EXISTING SOIL PROPOSED FOR PLANT BEDS AND PROVIDE CLEAN, ORGANIC TOPSOIL DEPTH OF 18" PER CODE 5.11.2 "A" PROVIDE 6" TOPSOIL IN LAWN AREAS.
2. NO PLANT SUBSTITUTIONS ALLOWED WITHOUT LANDSCAPE ARCH. APPROVAL
3. NORTHERN GROWN PLANTS REQ'D.
4. LANDSCAPE ARCH. SHALL SIZE SPECIES PRIOR TO PLANTING AND SHALL SUPERVISE PLACEMENT AND SPACING ON SITE PRIOR TO PLANTING
5. APPLY WATER POLYMERS, IE "TERRASORB" AT TIME OF PLANTING.
6. PROVIDE ONE YEAR GUARANTEE FOR PLANTS. AND REPLACE FAILING, UNHEALTHY PLANTS WITH SAME SPECIES AND SIZE AS ORIGINAL.
7. INSTALL 3" SHREDDED BARK MULCH TO COVER ALL PLANT BED AREAS. SUBMIT SAMPLES FOR PRIOR APPROVAL. NO ARTIFICIAL DYES.
8. LAWN SEED SHALL BE A SUN MIX 50% BLUEGRASS, 50% PERENNIAL RYE. SUBMIT SEED TAGS FOR APPROVAL.

SITESCAPES, P.C.
 LANDSCAPE ARCHITECT, CT LIC NO. 346
 622 GULF STREET
 MILFORD, CT 06460
 PHONE: (203) 611-3299



PEREIRA
 ENGINEERING, LLC
 Civil • Environmental • Land Surveying
 One Enterprise Drive, Suite 312 Phone: (203) 944-9944
 Shelton, CT 06484 Fax: (203) 944-9945



NO.	BY	DATE	REVISIONS	REMARKS

DES: DGL
 DWN: DGL
 CKD: DGL

PREPARED FOR
1166 EMS TORRINGTON, LLC
 FOR PROPERTY LOCATED AT
 1166 AND 1180 EAST MAIN STREET
 TORRINGTON, CONNECTICUT

**PROPOSED SITE DEVELOPMENT PLANS
 LANDSCAPE PLAN**

SCALE: 1"=20'

COPYRIGHT © 2022
 DATE: JANUARY 13, 2022
 L SHEET 1 OF 1
 CAD REF. NO. 1267L01