

FEATURES & SPECIFICATIONS

INTENDED USE — These specifications are for USA standards only. Square Straight Steel is a general purpose light pole for up to 39-foot mounting heights. This pole provides a robust yet cost effective option for mounting area lights and floodlights.

CONSTRUCTION

Pole Shaft: The pole shaft is of uniform dimension and wall thickness and is made of a weldable-grade, hot-rolled, commercial-quality steel tubing with a minimum yield of 55 KSI (11-gauge, 0.120"), or 50 KSI (7-gauge, 0.179"). Shaft is one-piece with a full-length longitudinal high-frequency electric resistance weld. Uniformly square in cross-section with flat sides, small corner radii and excellent torsional qualities. Available shaft widths are 4", 5" and 6".

Pole Top: Options include tenon top, drilled for side mount fixture, tenon with drilling (includes extra handhole) and open top. Side drilled and open top poles include a removable top cap.

Handhole: A reinforced handhole with grounding provision is provided at 18" from the base on side A. Positioning the handhole lower may not be possible and requires engineering review; consult Tech Support-Outdoor for further information. Every handhole includes a cover and cover attachment hardware. The handhole has a nominal dimension of 2.5" x 5".

Base Cover: A durable ABS plastic two-piece full base cover, finished to match the pole, is provided with each pole assembly. Additional base cover options are available upon request.

Anchor Base/Bolts: Anchor base is fabricated from steel that meets ASTM A36 standards and can be altered to match existing foundations; consult factory for modifications. Anchor bolts are manufactured to ASTM F1554 Standards grade 55, (55 KSI minimum yield strength and tensile strength of 75-95 KSI). Top threaded portion (nominal 12") is hot-dipped galvanized per ASTM A-153.

HARDWARE — All structural fasteners are high-strength galvanized carbon steel. All non-structural fasteners are galvanized or zinc-plated carbon steel or stainless steel.

FINISH — Extra durable painted finish is coated with TGIC (Triglycidyl Isocyanurate) Polyester powder that meets 5A and 5B classifications of ASTM D3359. Powder-coat finishes include Dark Bronze, White, Black, and Natural Aluminum colors. Architectural Colors and Special Finishes are available by quote and include, but are not limited to Paint over Hot-dipped Galvanized, RAL Colors, Custom Colors and Extended Warranty Finishes.

BUY AMERICAN — Product with the BAA option is assembled in the USA and meets the Buy America(n) government procurement requirements under FAR, DFARS and DOT. Please refer to www.acuitybrands.com/buy-american for additional information.

INSTALLATION — **Do not** erect poles without having fixtures installed. Factory-supplied templates must be used when setting anchor bolts. Lithonia Lighting will not accept claim for incorrect anchorage placement due to failure to use Lithonia Lighting factory templates. If poles are stored outside, all protective wrapping must be removed immediately upon delivery to prevent finish damage. Lithonia Lighting is not responsible for the foundation design.

WARRANTY — 1-year limited warranty. This is the only warranty provided and no other statements in this specification sheet create any warranty of any kind. All other express and implied warranties are disclaimed. Complete warranty terms located at: www.acuitybrands.com/support/warranty/terms-and-conditions

NOTE: Actual performance may differ as a result of end-user environment and application. Specifications subject to change without notice.

Catalog Number
Notes
Type



Anchor Base Poles

SSS

SQUARE STRAIGHT STEEL



SSS Square Straight Steel Poles

ORDERING INFORMATION

Lead times will vary depending on options selected. Consult with your sales representative.

Example: SSS 20 5C DM19 DDBXD

Series	Nominal fixture mounting height	Nominal shaft base size/wall thickness ²	Mounting ³	Options	Finish ¹⁴	
SSS ¹	10'-39' (for 1/2 ft increments, add -6 to the pole height. Ex: 20-6 equals 20ft 6in.) See technical information table for complete ordering information.)	4C 4" 11g (0.120") 4G 4" 7g (0.179") 5C 5" 11g (0.120") 5G 5" 7g (0.179") 6G 6" 7g (0.179") See technical information table for complete ordering information.)	Tenon mounting PT Open top (includes top cap) T20 2-3/8" O.D. (2" NPS) T25 2-7/8" O.D. (2-1/2" NPS) T30 3-1/2" O.D. (3" NPS) T35 4" O.D. (3-1/2" NPS) KAC/KAD/KSE/KSF/KVR/KVF Drill mounting⁴ DM19 1 at 90° DM28 2 at 180° DM28 PL 2 at 180° with one side plugged DM29 2 at 90° DM39 3 at 90° DM49 4 at 90° CSX/DSX/R SX/AERIS™/OMERO™/HLA/KAX Drill mounting⁴ DM19AS 1 at 90° DM28AS 2 at 180° DM29AS 2 at 90° DM39AS 3 at 90° DM49AS 4 at 90° RAD drill mounting^{4,5} DM19RAD 1 at 90° DM28RAD 2 at 180° DM29RAD 2 at 90° DM39RAD 3 at 90° DM49RAD 4 at 90° ESX Drill mounting⁴ DM19ESX 1 at 90° DM28ESX 2 at 180° DM29ESX 2 at 90° DM39ESX 3 at 90° DM49ESX 4 at 90°	AERIS™ Suspend drill mounting^{4,6} DM19AST_ 1 at 90° DM28AST_ 2 at 180° DM29AST_ 2 at 90° DM39AST_ 3 at 90° DM49AST_ 4 at 90° OMERO™ Suspend drill mounting^{4,6} DM19MRT_ 1 at 90° DM28MRT_ 2 at 180° DM29MRT_ 2 at 90° DM39MRT_ 3 at 90° DM49MRT_ 4 at 90° L/AB Less anchor bolts (Include when anchor bolts are not needed) TP Tamper resistant handhole cover fasteners UL UL listed with label (Includes NEC compliant cover) BAA Buy America(n) Act Compliant ¹³	Shipped installed VD Vibration damper ⁷ HAxy Horizontal arm bracket (1 fixture) ^{8,9} FDLxy Festoon outlet less electrical ^{8,10} CPL12/xy 1/2" coupling ⁸ CPL34/xy 3/4" coupling ⁸ CPL1/xy 1" coupling ⁸ NPL12/xy 1/2" threaded nipple ⁸ NPL34/xy 3/4" threaded nipple ⁸ NPL1/xy 1" threaded nipple ⁸ EHHxy Extra handhole ^{8,11} NEC NEC 410.30 compliant gasketed handhole (Not UL Labeled) IC Interior coating ¹² UL UL listed with label (Includes NEC compliant cover) BAA Buy America(n) Act Compliant ¹³	Super durable paint colors DDBXD Dark bronze DBLXD Black DNAXD Natural aluminum DWHXD White DDBTXD Textured dark bronze DBL BXD Textured black DNATXD Textured natural aluminum DWHGXD Textured white Other finishes GALV Galvanized finish Architectural colors and special finishes Paint over Galvanized, RAL Colors, Custom Colors and Extended Warranty Finishes available.

NOTES:

- Handhole covers (HHC), full base covers (FBC) and top caps (TC) shipped separately. No need to call out in nomenclature. For additional parts please order as replacements.
- Wall thickness will be signified with a "C" (11 Gauge) or a "G" (7-Gauge) in nomenclature. "C" - 0.120" | "G" - 0.179".
- PT open top poles include top cap. When ordering tenon mounting and drill mounting for the same pole, follow this example: DM28/T20. The combination includes a required extra handhole.
- Refer to the fixture spec sheet for the correct drilling template pattern and orientation compatibility.
- All RAD drilling's require a minimum top O.D. of 4".
- Insert "1" or "2" to designate fixture size; e.g. DM19AST2.
- On 4" and 5" poles, VD cannot be installed if provisions (EHH, FDL, NPL, CPL) are located higher than 2/3 of the pole's total height.
Example: Pole height is 25ft, A provision cannot be placed above 16ft.
- Specify location and orientation when ordering option.
For "x": Specify the height above the base of pole in feet or inches; separate feet and inches with a "-".
Example: 5ft = 5 and 20ft 3in = 20-3
For "y": Specify orientation from handhole (A,B,C,D) Refer to the Handhole Orientation diagram below.
Example: 1/2" coupling at 5' 8", orientation C = CPL12/5-8C
- Horizontal arm is 18" x 2-3/8" O.D. tenon standard, with radius curve providing 12" rise and 2-3/8" O.D. If ordering two horizontal arm at the same height, specify with HAxy. *Example: HA20BD.*
- FDL does not come with GFCI outlet or handhole cover. These must be supplied by contractor or electrician.
- Combination of tenon-top and drill mount includes extra handhole. EHH includes cover.
- Provides enhanced corrosion resistance.
- Use when mill certifications are required.
- Finish must be specified. Additional colors available; see Architectural Colors brochure linked [here](#) (Form No. 794.3).

Accessories: Order as separate catalog number.	
PL DT20	Plugs for ESX drillings
PL DT8	Plugs for DMxxAS drillings

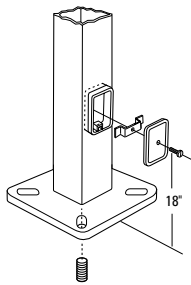
SSS Square Straight Steel Poles

TECHNICAL INFORMATION — EPA (ft²) with 1.3 gust

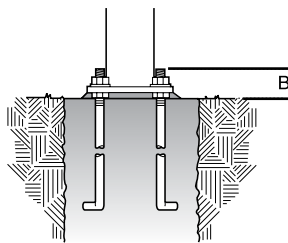
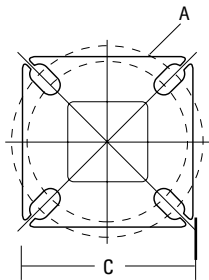
Catalog Number	Nominal Shaft Length (ft.)*	Pole Shaft Size (Base in. x Top in. x ft.)	Wall thick (in)	Gauge	EPA (ft ²) with 1.3 gust						Bolt circle (in)	Bolt size (in. x in. x in.)	Approximate ship weight (lbs.)
					80 MPH	Max. weight	90 MPH	Max. weight	100 MPH	Max. weight			
SSS 10 4C	10	4.0 x 10.0	0.120"	11	30.6	765	23.8	595	18.9	473	8--9	3/4 x 18 x 3	75
SSS 12 4C	12	4.0 x 12.0	0.120"	11	24.4	610	18.8	470	14.8	370	8--9	3/4 x 18 x 3	90
SSS 14 4C	14	4.0 x 14.0	0.120"	11	19.9	498	15.1	378	11.7	293	8--9	3/4 x 18 x 3	100
SSS 16 4C	16	4.0 x 16.0	0.120"	11	15.9	398	11.8	295	8.9	223	8--9	3/4 x 18 x 3	115
SSS 18 4C	18	4.0 x 18.0	0.120"	11	12.6	315	9.2	230	6.7	168	8--9	3/4 x 18 x 3	125
SSS 20 4C	20	4.0 x 20.0	0.120"	11	9.6	240	6.7	167	4.5	150	8--9	3/4 x 18 x 3	140
SSS 20 4G	20	4.0 x 20.0	0.179"	7	14	350	11	275	8	200	8--9	3/4 x 30 x 3	198
SSS 20 5C	20	5.0 x 20.0	0.120"	11	17.7	443	12.7	343	9.4	235	10--12	1 x 36 x 4	185
SSS 20 5G	20	5.0 x 20.0	0.179"	7	28.1	703	21.4	535	16.2	405	10--12	1 x 36 x 4	265
SSS 25 4C	25	4.0 x 25.0	0.120"	11	4.8	150	2.6	100	1	50	8--9	3/4 x 18 x 3	170
SSS 25 4G	25	4.0 x 25.0	0.179"	7	10.8	270	7.7	188	5.4	135	8--9	3/4 x 30 x 3	245
SSS 25 5C	25	5.0 x 25.0	0.120"	11	9.8	245	6.3	157	3.7	150	10--12	1 x 36 x 4	225
SSS 25 5G	25	5.0 x 25.0	0.179"	7	18.5	463	13.3	333	9.5	238	10--12	1 x 36 x 4	360
SSS 30 4G	30	4.0 x 30.0	0.179"	7	6.7	168	4.4	110	2.6	65	8--9	3/4 x 30 x 3	295
SSS 30 5C	30	5.0 x 30.0	0.120"	11	4.7	150	2	50	--	--	10--12	1 x 36 x 4	265
SSS 30 5G	30	5.0 x 30.0	0.179"	7	10.7	267	6.7	167	3.9	100	10--12	1 x 36 x 4	380
SSS 30 6G	30	6.0 x 30.0	0.179"	7	19	475	13.2	330	9	225	11--13	1 x 36 x 4	520
SSS 35 5G	35	5.0 x 35.0	0.179"	7	5.9	150	2.5	100	--	--	10--12	1 x 36 x 4	440
SSS 35 6G	35	6.0 x 35.0	0.179"	7	12.4	310	7.6	190	4.2	105	11--13	1 x 36 x 4	540
SSS 39 6G	39	6.0 x 39.0	0.179"	7	7.2	180	3	75	--	--	11--13	1 x 36 x 4	605

NOTE: * EPA values are based ASCE 7-93 wind map. For 1/2 ft increments, add -6 to the pole height. Ex: 20-6 equals 20ft 6in.

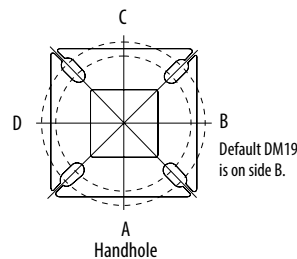
BASE DETAIL



POLE DATA							
Shaft base size	Bolt circle A	Bolt projection B	Base square C	Base plate thickness	Template description	Anchor bolt description	Anchor bolt and template description
4"C	8" - 9"	3.25" - 3.75"	8" - 8.25"	0.75"	ABTEMPLATE PJ50004	AB18-0	ABSSS-4C
4"G	8" - 9"	3.38" - 3.75"	8" - 8.25"	0.875"	ABTEMPLATE PJ50004	AB30-0	ABSSS-4G
5"	10" - 12"	3.5" - 4"	11"	1"	ABTEMPLATE PJ50010	AB36-0	ABSSS-5
6"	11" - 13"	4" - 4.50"	12.5"	1"	ABTEMPLATE PJ50011	AB36-0	N/A



HANDHOLE ORIENTATION



IMPORTANT INSTALLATION NOTES:

- Do not erect poles without having fixtures installed.
- Factory-supplied templates must be used when setting anchor bolts. Lithonia Lighting will not accept claim for incorrect anchorage placement due to failure to use Lithonia Lighting factory templates.
- If poles are stored outside, all protective wrapping must be removed immediately upon delivery to prevent finish damage.
- Lithonia Lighting is not responsible for the foundation design.
- Bolt circles have +/- 1/2" tolerance.

CAUTION: These specifications are intended for general purposes only. Lithonia Lighting reserves the right to change material or design, without prior notice, in a continuing effort to upgrade its products.