



Scale: 1 inch= 35 Ft.



Prepared By:
Holbrook-Associated
35 Reservoir Park Drive
Rockland, MA 02370

Job Name:
1167 E Main Street
Torrington, CT

Scale: as noted

Project ID: 174626

Date: 6/29/2021

Rep: CR

Filename: 1167 E Main St 3.AGI

Drawn By: JHolbrook

The Lighting Analysis, eZLayout, Energy Analysis and/or Visual Simulation ("Lighting Design") provided by Holbrook-Associated represent an anticipated prediction of lighting system performance based upon design parameters and information supplied by others. These design parameters and information provided by others have not been field verified by Holbrook-Associated and therefore actual measured results may vary from the actual field conditions. Holbrook-Associated recommends that design parameters and other information be field verified to reduce variation.

Holbrook-Associated neither warranties, either implied or stated with regard to actual measured light levels or energy consumption levels as compared to those illustrated by the Lighting Design. Holbrook-Associated neither warranties, either implied or stated, nor represents the appropriateness, completeness or suitability of the Lighting Design intent as compliant with any applicable regulatory code requirements with the exception of those specifically stated on drawings created and submitted by Holbrook-Associated. The Lighting design is issued, in whole or in part, as advisory documents for informational purposes and is not intended for construction nor as being part of a project's construction documentation package.


Filename: C:\Users\jholbrook\Documents\AGI32 - Designs\2021 Designs\Cam Robbins\1167 East Main Street\1167 E Main St 3.AGI

Calculation Summary

| Label | CalcType | Units | Avg | Max | Min | Avg/Min | Max/Min | Description | PtSpcLr | PtSpcTb | Meter Type |
|-------------|-------------|-------|------|-----|-----|---------|---------|----------------------------|---------|---------|------------|
| Parking Lot | Illuminance | Fc | 2.87 | 8.9 | 0.1 | 28.70 | 89.00 | Readings Taken @ 0'-0" AFG | 10 | 10 | Horizontal |


Luminaire Schedule

All quotes/orders generated from this layout must be forwarded to the Local Rep Agency

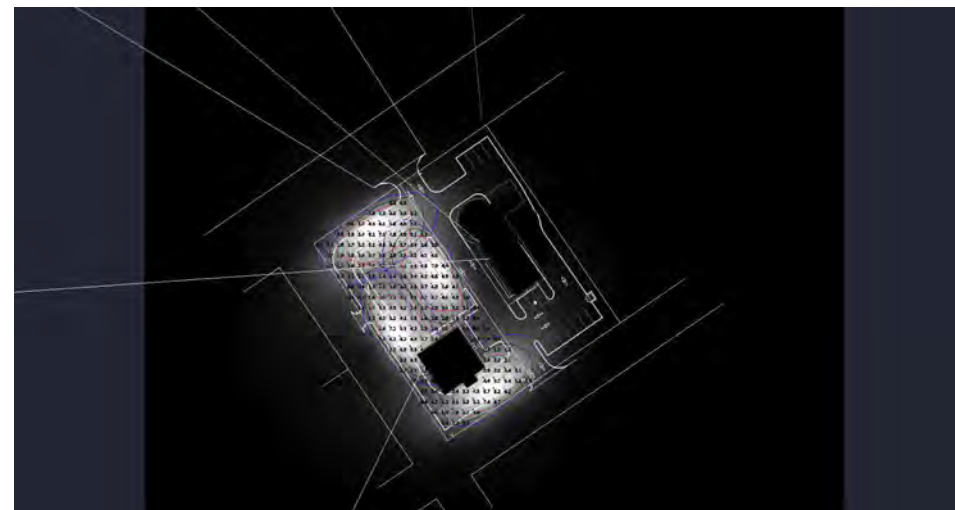
| Symbol | Qty | Tag | Label | Arrangement | LLF | Description | BUG Rating |
|---|-----|-----|---------------------|-------------|-------|--|------------|
|  | 4 | A | ALED3T150N - SINGLE | SINGLE | 1.000 | ALED150 TYPE III WITH 8 INCH POLE MOUNTING ARM COOL LED BRONZE | B1-U0-G3 |

Expanded Luminaire Location Summary

| Label | X | Y | MTG HT | Orient | Tilt |
|---------------------|------------|------------|--------|---------|------|
| ALED3T150N - SINGLE | 905961.86 | 857970.752 | 20 | 302.633 | 0 |
| ALED3T150N - SINGLE | 905981.61 | 857856.942 | 20 | 34.215 | 0 |
| ALED3T150N - SINGLE | 906036.427 | 857925.539 | 20 | 211.029 | 0 |
| ALED3T150N - SINGLE | 906084.931 | 857800.418 | 20 | 125.362 | 0 |
| Total Quantity: 4 | | | | | |



Render Image - Top View (No Overlay)



Render Image - Top View (Overlay)

NOTES:

* The light loss factor (LLF) is a product of many variables, only lamp lumen depreciation (LLD) has been applied to the calculated results unless otherwise noted. The LLD is the result (quotient) of mean lumens / initial lumens per lamp manufacturers' specifications.

* Illumination values shown (in footcandles) are the predicted results for planes of calculation either horizontal, vertical or inclined as designated in the calculation summary. Meter orientation is normal to the plane of calculation.

* The calculated results of this lighting simulation represent an anticipated prediction of system performance. Actual measured results may vary from the anticipated performance and are subject to means and methods which are beyond the control of Holbrook-Associated.

* Mounting height determination is job site specific, our lighting simulations assume a mounting height (insertion point of the luminaire symbol) to be taken at the top of the symbol for ceiling mounted luminaires and at the bottom of the symbol for all other luminaire mounting configurations.

* It is the Owner's responsibility to confirm the suitability of the existing or proposed poles and bases to support the proposed fixtures, based on the weight and EPA of the proposed fixtures and the owner's site soil conditions and wind zone. It is recommended that a professional engineer licensed to practice in the state the site is located be engaged to assist in this determination.

* The landscape material shown hereon is conceptual, and is not intended to be an accurate representation of any particular plant, shrub, bush, or tree, as these materials are living objects, and subject to constant change. The conceptual objects shown are for illustrative purposes only. The actual illumination values measured in the field will vary.

* Photometric model elements such as buildings, rooms, plants, furnishings or any architectural details which impact the dispersion of light must be detailed by the customer documents for inclusion in the Holbrook-Associated lighting design model. Holbrook-Associated is not responsible for any inaccuracies caused by incomplete information on the part of the customer, and reserves the right to use best judgement when translating customer requests into photometric studies.

* RAB Lighting Inc. luminaire and product designs are protected under U.S. and International intellectual property laws. Patents issued or pending apply.



Prepared By:
Holbrook-Associated
35 Reservoir Park Drive
Rockland, MA 02370

Job Name:
1167 E Main Street
Torrington, CT

Scale: as noted

Project ID: 174626

Date: 6/29/2021

Rep: CR

Filename: 1167 E Main St 3.AGI

Drawn By: JHolbrook

The Lighting Analysis, eZLayout, Energy Analysis and/or Visual Simulation ("Lighting Design") provided by Holbrook-Associated represent an anticipated prediction of lighting system performance based upon design parameters and information supplied by others. These design parameters and information provided by others have not been field verified by Holbrook-Associated and therefore actual measured results may vary from the actual field conditions. Holbrook-Associated recommends that design parameters and other information be field verified to reduce variation.

Holbrook-Associated neither warrants, either implied or stated with regard to actual measured light levels or energy consumption levels as compared to those illustrated by the Lighting Design. Holbrook-Associated neither warrants, either implied or stated, nor represents the appropriateness, completeness or suitability of the Lighting Design intent as compliant with any applicable regulatory code requirements with the exception of those specifically stated on drawings created and submitted by Holbrook-Associated. The Lighting design is issued, in whole or in part, as advisory documents for informational purposes and is not intended for construction nor as being part of a project's construction documentation package.

Filename: C:\Users\jholbrook\Documents\AGI32 - Designs\2021 Designs\Cam Robbins\1167 East Main Street\1167 E Main St 3.AGI



Color: Bronze

Weight: 32.5 lbs

Project:

Type:

Prepared By:

Date:

Driver Info

| | |
|-------------|------------------|
| Type | Constant Current |
| 120V | 1.31A |
| 208V | 0.80A |
| 240V | 0.69A |
| 277V | 0.60A |
| Input Watts | 153.40W |

LED Info

| | |
|----------------|-----------------|
| Watts | 150W |
| Color Temp | 4000K (Neutral) |
| Color Accuracy | 71 CRI |
| L70 Lifespan | 100,000 |
| Lumens | 16,253 |
| Efficacy | 106 LPW |

Technical Specifications

Listings

UL Listed:

Suitable for wet locations

DLC Listed:

This product is on the Design Lights Consortium (DLC) Qualified Products List and is eligible for rebates from DLC Member Utilities. DLC Product Code: PE9166BW

IESNA LM-79 & LM-80 Testing:

RAB LED luminaires and LED components have been tested by an independent laboratory in accordance with IESNA LM-79 and LM-80.

Dark Sky Conformance:

Conforms to (allows for conformance to) the IDA's fully shielding requirement, emitting no light above 90 degrees (with the exclusion of incidental light reflecting from fixture housing, mounts, and pole).

LED Characteristics

Lifespan:

100,000-hour LED lifespan based on IES LM-80 results and TM-21 calculations

LEDs:

Multi-chip, high-output, long-life LEDs

Color Consistency:

3-step MacAdam Ellipse binning to achieve consistent fixture-to-fixture color

Color Stability:

LED color temperature is warranted to shift no more than 200K in color temperature over a 5-year period

Color Uniformity:

RAB's range of Correlated Color Temperature follows the guidelines of the American National Standard for Specifications for the Chromaticity of Solid State Lighting (SSL) Products, ANSI C78.377-2017.

Construction

IES Classification:

The Type III distribution is ideal for roadway, general parking and other area lighting applications where a larger pool of lighting is required. It is intended to be located near the side of the area, allowing the light to project outward and fill the area.

Effective Projected Area:

EPA = 0.75

Maximum Ambient Temperature:

Suitable for use in 40°C (104°F)

Cold Weather Starting:

Minimum starting temperature is -40°C (-40°F)

Thermal Management:

Superior thermal management with external "Air-Flow" fins

Lens:

Tempered glass lens

Housing:

Die-cast aluminum housing, lens frame and mounting arm

IP Rating:

Ingress Protection rating of IP66 for dust and water

Mounting:

Universal mounting arm compatible for hole spacing patterns from 1" to 5 1/2" center to center. Round Pole Adaptor plate included as a standard. Easy slide and lock to mount fixture with ease. Round pole diameter must be >4" to mount fixtures at 90° orientation.

Reflector:

Specular vacuum-metallized polycarbonate

Gaskets:

High-temperature silicone gaskets

Technical Specifications (continued)

Construction

Finish:

Formulated for high durability and long-lasting color

Green Technology:

Mercury and UV free. RoHS-compliant components.

Electrical

Driver:

One Driver, Constant Current, Class 2, 2100mA 100-277V, 50-60Hz, Power Factor 99%

THD:

7.7% at 120V

Power Factor:

99.5% at 120V, 93.5% at 277V

Surge Protection:

4kV

Optical

BUG Rating:

B1 U0 G2

Other

BAA Compliance:

Click [here](#) for BAA compliance.

Warranty:

RAB warrants that our LED products will be free from defects in materials and workmanship for a period of five (5) years from the date of delivery to the end user, including coverage of light output, color stability, driver performance and fixture finish. RAB's warranty is subject to all terms and conditions found at rablighting.com/warranty.

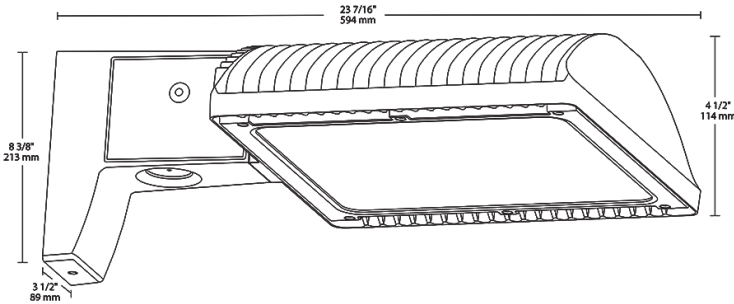
Equivalency:

Equivalent to 400W Metal Halide

Buy American Act Compliance:

RAB values USA manufacturing! Upon request, RAB may be able to manufacture this product to be compliant with the Buy American Act (BAA). Please contact customer service to request a quote for the product to be made BAA compliant.

Dimensions



Features

- 66% energy cost savings vs. HID
- 100,000-hour LED lifespan
- 5-Year, No-Compromise Warranty

Ordering Matrix

| Family | Optics | Wattage | Mounting | Color Temp | Finish | Driver Options | Options | Other Options |
|--------|---|--|---------------------------------------|---|---|---|---|---|
| ALED | 3T | 150 | | N | | | | |
| | 4T = Type IV 3T = Type III 2T = Type II | 50 = 50W 78 = 78W 105 = 105W 125 = 125W 150 = 150W | Blank = Pole mount SF = Slipfitter | Blank = 5000K (Cool) N = 4000K (Neutral) Y = 3000K (Warm) | Blank = Bronze RG = Roadway Gray W = White K = Black | Blank = 120-277V /480 = 480V /BL = Bi-Level Dimming /D10 = 0-10V Dimming | Blank = No Option /LC = Lightcloud® Controller /PCS = 120V Swivel Photocell /PCS2 = 277V Swivel Photocell /PCT = 120-277V Twistlock Photocell /PCS4 = 480V Swivel Photocell /PCT4 = 480V Twistlock Photocell /WS = Multi-Level Motion Sensor /WS2 = Multi-Level Motion Sensor 20 ft. /WS4 = Multi-Level Motion Sensor 40 ft. | Blank = Standard USA = BAA Compliant |